

**Encore Worsted
Heart Throw**



Approx. Finished

Measurements: 40 x 45"

Materials:

Encore Worsted: 8 – 100g balls, shown in color 475.

Gauge: 10 sts = 4" over garter stitch with a double strand of yarn.

Needles/Notions: 24" circular, size US 13, stitch markers.

NOTE: On all WS Rows: Work the 1st 2 sts and last 2 sts as follows:

WS: With yarn in front, slip first 2 sts as if to purl, bring yarn to back and knit across to last 2 sts, bring yarn to front, slip last 2 sts as if to purl. **TURN.**

Chart is worked over 21 sts.

Using a double strand of Encore, loosely cast on 99 sts.

Knit 20 rows.

Row 1(RS): Set up hearts: k10, pm, work chart, pm, k8, pm, work chart, pm, k8, pm, work chart, pm, k10.

Rows 2-34: Work the charts over the next 33 rows, ending with a WS row.

Remove markers on last row.

Row 35: Set up next set of charts: K10, pm, K14, pm, work chart, pm, k9, pm, work chart, pm, k14, pm, k10.






Row 36-68: Work the charts over the next 33 rows, ending with a WS row. Remove markers on last row. Repeat rows 1-68 once more, then rows 1-34.

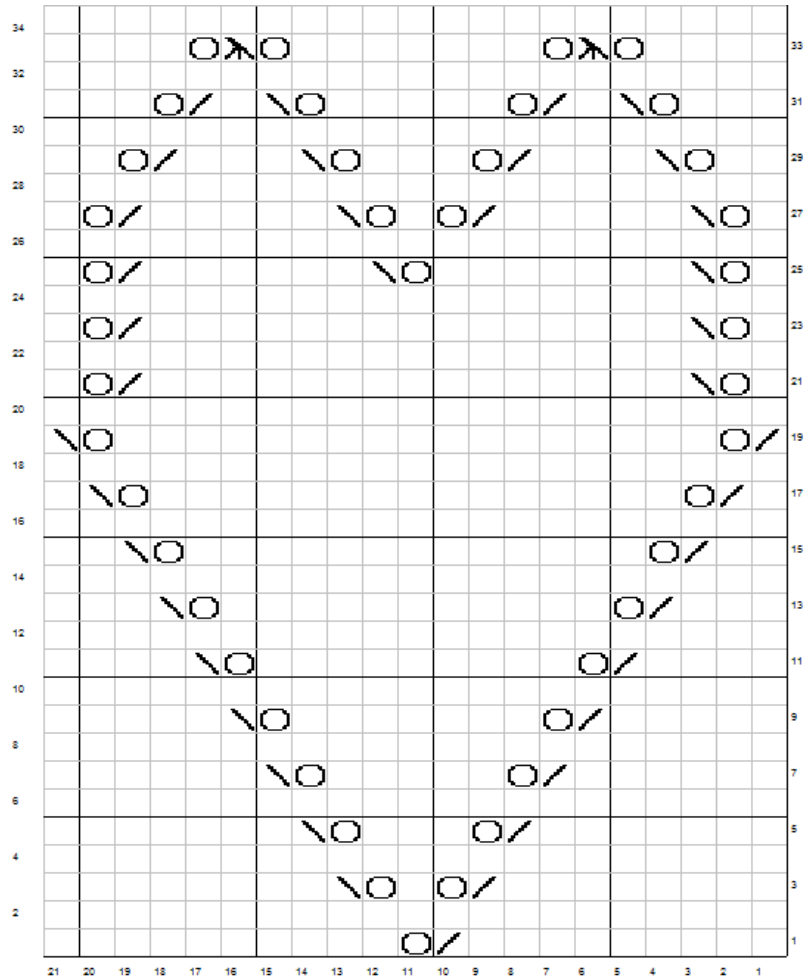
Knit 20 rows. Bind off loosely. Weave in all ends.

ABBREVIATIONS: dec = decrease, inc = increase, k = knit, k2tog = knit two together, pssso = pass slip stitch over, p = purl, RS = right side, sl = slip, SSK = slip 1 st as if to knit, slip a second st as if to knit, knit them together through the back loop, st(s) = stitch(es), st st = stockinette st, tbl = through back loop, tog = together, WS = Wrong Side, yo = yarn over, wyif = with yarn in front, wyib = with yarn in back, pm = place marker.

Free Pattern with Our Compliments

Find Inspiration: www.plymouthyarn.com

-  Slip 1, k2tog, pssso
-  SSk
-  K2tog
-  YO
-  Knit



2022 Plymouth Yarn Company.

ABBREVIATIONS: dec = decrease, inc = increase, k = knit, k2tog = knit two together, pssso = pass slip stitch over, p = purl, RS = right side, sl = slip, SSK = slip 1 st as if to knit, slip a second st as if to knit, knit them together through the back loop, st(s) = stitch(es), st st = stockinette st, tbl = through back loop, tog = together, WS = Wrong Side, yo = yarn over, wyif = with yarn in front, wyib = with yarn in back, pm = place marker.